

Hush, Baby Ghostling

by Andrea Beaty and Pascal Lemaitre

After a busy night of haunting, it's time for Baby Ghostling to go to bed. Close your eyes, baby, and dream of wild monsters. Sleep tight, baby, and don't be afraid of the daylight. Mama will leave the darkness on. Nothing can harm you when Mama is nearby.

Wow! I wish I had this book when I was little and afraid of the child under my bed!


—Booishers Weekly

In a world filled with prejudice, it's fantastic to find a book that shines a light on monsters' good qualities.

—Scared Librarians Journal

The perfect gift for ghosts whose little ones struggle at bedtime.

—Carcass Reviews



A little freaky fun

Math and Science

Tick-tock! As the book opens, the haunting hour is past. Make a daily schedule for a baby ghost. **Challenge:** Draw clock faces showing the time next to each of baby ghostling's activities. **Super Challenge:** Draw a large clock face. Instead of numbered hours (1-12), use spooky rhyming words for each hour. For example, instead of 1 o'clock, 2 o'clock... use **Fun o'clock, Boo o'clock**, etc. Write the word or paste a picture where the number goes and have your friends guess what each hour is called.

Listen Up! The baby ghostling in this book finds certain sounds comforting: the wind, hisses, howls, screeching owls, bats and banshee cries. Which sounds do you find comforting when you are trying to sleep? **Challenge:** Which of the ghostling sounds are real sounds you could hear? Which ones are pretend?

Think! Which creatures in this book are real? Which ones are pretend? Which ones are you not sure about? Make a list for each. How can you figure out if a creature is real? **Challenge:** How are the real creatures like the pretend ones? How are they different?

Rise and shine! Ghosts and monsters in this book are **nocturnal**, which means active at **night** and restful during the **day**. Which real animals are also nocturnal? **Challenge:** what is the name for creatures (like humans) who are active during the **day** and rest at **night**?



Language Arts

Word Study: *Ghostling* is another name for a baby ghost. Make up your own words to describe these kinds of pretend babies: skeletons, goblins, Cyclops, witches. **Challenge:** What is the real name for a baby bat?

Word play: On the page that says, "Close your eyes and drift to sleep and dream of midnight skies...", there are some fantastic creatures. Make up names for the ones you don't recognize.

Unpack Your Adjectives! What are some other ways to say scary? **Hints:** *creepy, spooky...*

Writers' Workshop: This story takes the perspective of a ghost and talks about what's scary to baby ghosts. Write a lullaby for a baby that's not human. What would this animal or creature find scary? What would make them feel calm? **Examples:** *mice, snakes, frogs, elephants, whales etc.*

Creative Art and Dramatic Play

Create! Baby ghostling's **Mr. Bones** disappears for a while. Can you make a different "scary" favorite doll for him? Use paper, crayons, magazine cutouts, fabric scraps and tape or glue. Give your doll a name.






Act up! Make ghost gowns out of old sheets, fabric, or large brown paper bags. Have a grown-up help you make eye holes so you can see where you are going.

Be a Star! Make hand gestures or dance steps to go along with the words of this story. Dress up like a ghost or monster and put on a show with singing and dancing.

Margaret K. McElderry Books © ISBN 978-1-4169-2545-3
visit the author's website: www.andreabeaty.com

Midnight Snacks for Little Ghosts

Little ghosts need snacks to keep up their energy for haunting and frolicking all night. Ask a grown-up (or ghost-up!) to help you make these tasty treats:

-  **Boo-berry JELL-O Jigglers®:** Combine two 8-serving packages of Berry Blue or Grape JELL-O with 2.5 cups of boiling water. Pour into a 13 x 9 inch pan and chill for 3-4 hours. Cut with spooky cookie cutters for extra fun!
-  **Spider Snacks:** stick pretzel twigs in large gumdrops
-  **Bugs on a Log:** spread cream cheese or peanut butter in clean celery stalks. Top with “bug” raisins or gummy bugs.
-  **Creepy Cupcakes:** Make devil’s food cupcakes according to package directions. Frost with white frosting with crumbled Oreos mixed in. Sprinkle with more crushed cookies. Add a gummy worm and/or rectangular cookie gravestone.
-  **Bony Bread Sticks:** shape refrigerated dinner roll dough into long bones. Use scissors to snip the ends. Bake according to package directions.



Hoots and Hollers: Monster Jokes

What do ghost moms say to their children? *Don't pick your boo-gers!*

What do ghost dads say to their families in the car? *Fasten your sheet belts!*

Why do Vampires need mouthwash? *Because they have bat breath.*

How do you make a witch scratch? *Just take away her W.*

What's a mummy's favorite kind of music? *Wrap music!*

Why is the little ghostling such a messy eater? *Because he's always goblin his food!*

Why don't mummies take vacations? *Because they're afraid that if they relax, they'll unwind.*

Why wouldn't the skeleton cross the road?
He just didn't have the guts.

When do ghosts eat breakfast?
In the moaning.

